



MUNICIPIO DE ZOQUIAPAN PUEBLA

ESTADO ANALÍTICO DEL EJERCICIO DEL PRESUPUESTO DE EGRESOS  
 CLASIFICACIÓN ADMINISTRATIVA  
 Del 1 de Enero al 31 de Enero de 2022  
 (Cifras en pesos)

| Concepto        | Egreso Aprobado (1)                       | Ampliaciones/Reducciones (2) | Egreso Modificado (3=1+2) | Egreso Devengado (4) | Egreso Pagado (5) | Subejercicio (6=3-4) |               |
|-----------------|---|------------------------------|---------------------------|----------------------|-------------------|----------------------|---------------|
| 3               | SECTOR PUBLICO MUNICIPAL                  | 23,984,961.31                | 0.00                      | 23,984,961.31        | 829,994.90        | 789,394.90           | 23,154,966.41 |
| 3.1             | SECTOR PUBLICO NO FINANCIERO              | 23,984,961.31                | 0.00                      | 23,984,961.31        | 829,994.90        | 789,394.90           | 23,154,966.41 |
| 3.1.1           | GOBIERNO GENERAL MUNICIPAL                | 23,984,961.31                | 0.00                      | 23,984,961.31        | 829,994.90        | 789,394.90           | 23,154,966.41 |
| 3.1.1.1         | GOBIERNO MUNICIPAL                        | 23,984,961.31                | 0.00                      | 23,984,961.31        | 829,994.90        | 789,394.90           | 23,154,966.41 |
| 3.1.1.1.1       | ORGANO EJECUTIVO MUNICIPAL (AYUNTAMIENTO) | 23,984,961.31                | 0.00                      | 23,984,961.31        | 829,994.90        | 789,394.90           | 23,154,966.41 |
| 3.1.1.1.1.216   | ZOQUIAPAN PUEBLA                          | 23,984,961.31                | 0.00                      | 23,984,961.31        | 829,994.90        | 789,394.90           | 23,154,966.41 |
| 000             | RAMO GENERAL                              | 0.00                         | 0.00                      | 0.00                 | 0.00              | 0.00                 | 0.00          |
| 01              | PRESIDENCIA                               | 143,457.33                   | 0.00                      | 143,457.33           | 467.48            | 467.48               | 142,989.85    |
| 02              | HONORABLE CABILDO                         | 1,170,675.98                 | 0.00                      | 1,170,675.98         | 101,261.90        | 101,261.90           | 1,069,414.08  |
| 03              | SECRETARIA GENERAL                        | 601,161.15                   | 0.00                      | 601,161.15           | 12,105.29         | 12,105.29            | 589,055.86    |
| 04              | TESORERIA                                 | 3,061,517.76                 | 0.00                      | 3,061,517.76         | 354,895.10        | 314,295.10           | 2,706,622.66  |
| 05              | OBRAS PUBLICAS                            | 6,002,781.22                 | 0.00                      | 6,002,781.22         | 24,272.58         | 24,272.58            | 5,978,508.64  |
| 06              | JUNTAS AUXILIARES                         | 0.00                         | 0.00                      | 0.00                 | 16,500.00         | 16,500.00            | -16,500.00    |
| 07              | SEGURIDAD PUBLICA                         | 1,564,612.92                 | 0.00                      | 1,564,612.92         | 100,362.32        | 100,362.32           | 1,464,250.60  |
| 08              | PROTECCIÓN CIVIL                          | 263,776.17                   | 0.00                      | 263,776.17           | 9,035.45          | 9,035.45             | 254,740.72    |
| 09              | SERVICIOS GENERALES                       | 5,648,067.48                 | 0.00                      | 5,648,067.48         | 33,754.11         | 33,754.11            | 5,614,313.37  |
| 10              | CONTRALORIA                               | 927,379.03                   | 0.00                      | 927,379.03           | 14,776.40         | 14,776.40            | 912,602.63    |
| 11              | SISTEMA DIF                               | 2,440,917.72                 | 0.00                      | 2,440,917.72         | 84,501.32         | 84,501.32            | 2,356,416.40  |
| 12              | CULTURA Y TURISMO                         | 1,274,276.49                 | 0.00                      | 1,274,276.49         | 17,949.00         | 17,949.00            | 1,256,327.49  |
| 13              | DESARROLLO RURAL                          | 886,338.06                   | 0.00                      | 886,338.06           | 60,113.95         | 60,113.95            | 826,224.11    |
| 14              | POBLACION EN GENERAL                      | 0.00                         | 0.00                      | 0.00                 | 0.00              | 0.00                 | 0.00          |
| TOTAL DEL GASTO |   | 23,984,961.31                | 0.00                      | 23,984,961.31        | 829,994.90        | 789,394.90           | 23,154,966.41 |


Bajo protesta de decir verdad declaramos que los Estados Financieros y sus notas son razonablemente correctos y son responsabilidad del emisor.

  
**PRESIDENCIA MUNICIPAL**  
 ZOQUIAPAN, PUE.  
 2021-2024

  
**TESORERÍA MUNICIPAL**  
 ZOQUIAPAN, PUE.  
 2021-2024

MUNICIPIO DE ZOQUIAPAN PUEBLA

ESTADO ANALÍTICO DEL EJERCICIO DEL PRESUPUESTO DE EGRESOS  
CLASIFICACIÓN ADMINISTRATIVA  
Del 1 de Enero al 31 de Enero de 2022  
(Cifras en pesos)



---

ALEXIS PANTOJA HERNANDEZ  
SECRETARIO GENERAL



**SECRETARÍA  
MUNICIPAL  
ZOQUIAPAN, PUE  
2021-2024**